



GPEDC New Website *Stakeholder's Guide*

MAIN MENU

WHAT IS NEW?	WHAT ARE THE NEW FEATURES / FUNCTIONALITIES?	HOW TO GET STARTED?
WHERE TO FIND THE GPEDC INFORMATION?	HOW DOES THE NEW WORK PROGRAMME FITS INTO IT?	ADVANCED INFORMATION

WHAT IS NEW?

The Global Partnership has completed integration of its digital presence by combining the original website with the Partnership's Knowledge Sharing Platform. This is currently accessible on the original website URL at effectivecooperation.org. The website is now an interactive platform with a public and community view for registered users. Stakeholders interested in active participation concerning the GPEDC Work Programme are encouraged to create a profile on the website to have access to the tools that allow this engagement. For more information on how to get started please check [How to get started?](#)

WHERE TO FIND THE GLOBAL PARTNERSHIP INFORMATION?

Website audiences are now able to easily access information on the Global Partnership latest updates, resources, publications, blogs and events.



The website headings provide easy access to the Global Partnership's information and integrate the content from the Knowledge Sharing Platform. The details for each website section are below:

ABOUT

PUBLIC VIEW

1) **About the partnership:**

- GPEDC's overall purpose and mandate
- Linkages between Effective Development Co-operation and the 2030 Agenda.
- The four principles of Effective Development Co-operation and how to progress on their implementation

2) [Meet the Leadership:](#)

- Introduction to the Global Partnership Co-chairs
- introduction to the Global Partnership Steering Committee Members
- UNDP-OECD Joint Support Team contributing partners

3) [The Global Partnership Media Center:](#)

- Key information about the Global Partnership for the Press
- List of Global Partnership Media Mentions

4) [Contact Us:](#)

- list of all the Global Partnership points of contact and how public stakeholders can contribute to the Partnership's work. This includes social media channels and the Knowledge Sharing Platform.

[OUR FOCUS](#)

[PUBLIC VIEW](#)

[Our Focus:](#)

This section includes an introduction to the Global Partnership's 2020-2022 Work Programme with a dedicated public introductory page for each of the 2020-22 Work Program Action Areas.

[OUR EVIDENCE](#)

[PUBLIC VIEW](#)

- 1) [Monitoring Results:](#) Provides the most updated information and products on the GPEDC Monitoring results
- 2) [Monitoring Country Profiles:](#) Shares all the Monitoring Country Profiles from 2018 and 2016 rounds
- 3) [Monitoring Data:](#) Provides access to the Monitoring Dashboard and Excel Database
- 4) [Stories of Progress:](#) These stories highlight progress countries have made in building key policies, processes and plans for more effective development co-operation at the country level.

[BLOGS](#)

[PUBLIC VIEW](#)

- 1) [GPEDC Official Blogs:](#) Hosts the GPEDC Official Blogs
- 2) [Collaborator Blogs:](#) Hosts the Collaborators Blogs
- 3) [All Blogs:](#) Provides the reader a direct access to all the blogs with the ability to customize the search

[EVENTS](#)

[PUBLIC VIEW](#)

- 1) [GPEDC EVENTS:](#) Provides direct access to featured GPEDC Official Events Pages with all the details
- 2) [GPEDC FULL EVENT LIST:](#) Hosts the complete list of the official GPEDC events and documentation

[RESOURCES](#)

[PUBLIC VIEW](#)

- 1) [GPEDC International outcomes:](#) This page hosts the latest and key Global Partnership documents, Co-Chairs statements and Steering Committee Meetings summaries.
- 2) [GPEDC Publications:](#) This page provides the list of the latest Global Partnership Monitoring, Private Sector Engagement and Country-Level implementation publications for now, and it will include publications on all topics.
- 3) [Resource Library:](#) Provides the reader direct access to all the 550+ website official and Community based resources with the ability to customize the search.

Unlike the website sections elaborated on previously, which are available to the public, this section of the website will be customized depending on whether the user has a registered profile and is logged in.

1) How to Participate?

- This is the welcoming page to the knowledge sharing platform. It explains to the users how to find resources, groups and detailed instructions on how to create resources, events, groups and discussions.
- It also includes Community resources and an Action Area summary for groups, events and resources produced.
- It also provides the latest resources, events, discussions and groups created in addition to the updated number of groups, users, events and resources.

2) Community Events: This section offers a direct list of upcoming events added by the Knowledge Sharing Community associated to Development Co-operation and Effectiveness.

3) Find a Group: This page offers access to all the public groups and all the groups in which the user is a member. To fully access this section the user needs to be logged in.

4) Find a Discussion: This page offers access to all the public discussions and all the discussions the user is a participant on. To fully access this section the user needs to be logged in.

5) Add a Resource, Event, Group, Discussion: Those are direct links to create resources, events, groups and discussions on the Knowledge Sharing Platform, that would only be available for users who created a profile and are logged-in.

WHAT ARE THE NEW FEATURES / FUNCIONALITIES?

TAXONOMY INTEGRATION

The integrated website offers a comprehensive taxonomy support to provide customizable searches to the users. That structure relies on all the users support to add as many tags to the resources, events, discussions and groups to make sure they become available to the users. The available taxonomy is divided in 12 different offerings: Action Area, Keywords, Resource type, Challenge area, Constituency engaged, Co-operation Context, Country and Region, Country Context, Effectiveness Principle, SDG, Organization, and Language.

COMMUNITY INTEGRATION

The new website is now a community-based platform that encourages users to be logged-in and actively participate on the space and customize it to take ownership for it. This is reflected on the easy access for users to:

- 1) Create public or private Groups and Discussions, or open consultations.
- 2) Share more broadly their organization, or government events and resources in order to advance Development Co-Operation and Effectiveness.
- 3) Offers the possibility to easily post articles, blogs and stores of progress in association with the Joint Support team






ORIGINAL FUNCIONALITIES PRESERVED

The integrated new website preserved the ability to offer:

- 1) Language translation, using Google Translation support.
- 2) Social Media Integration







HOW DOES THE NEW WORK PROGRAMME FIT INTO IT?

The new website was designed to incorporate the new work programme and to provide an online space to support all the Action Area leaders and stakeholders. So, on practice, how does it work?

	1) Action Area Public Pages – This is a public space to define the Action Areas work, provide updates and link it to public outcomes and results once they are available. The index to all the public pages can be found here .
	2) Action Area Resources, Events, Groups and Discussions Summary – at the Knowledge Sharing Platform landing page the users can find a Summary with all the Action Areas links to saved-searches directing them directly to the resources, events, groups, discussions related to that Action Area.
	3) Action Area Groups - All the Action Areas Groups are now available here . Those groups offer a space to share links, discussions, suggest topics, share best practices, results and stories of progress. The Action Area lead will be the group lead and support the group members to be added to the groups and be active participants.
	4) Action Area Discussions – The new website offers the possibility to create private and public Discussions, (or public consultations). Here is the first consultation and the details on how to create one .
	5) Action Area Taxonomy Filter – The Action Area “tag” allows all the Action Area resources, events, groups and discussions to be associated with the respective Action Area and easily found using the website saved-searches.

HOW TO GET STARTED?

In order to participate to the new website here are the first steps:

	1) Create a profile – A detailed explanation can be found here . Please make sure to add your full name, a photo and your organization so you can be identified and added to groups, discussions and be identified by other members properly.
	2) Add your organization and/or government’s resources – A detailed explanation can be found here . Please make sure to add only resources related to the Global Partnership’s niche, such as Development Co-operation and/or Effectiveness.
	3) Add your organization and/or government’s events – A detailed explanation can be found here . Please make sure to add only events related to the Global Partnership’s niche, such as Development Co-operation and/or Effectiveness.
	4) Join your Action Area Group – All the groups can be found here . Please make sure to request access to the group and/or the Group Manager (Action Area Lead) in case the group is restrict. We invite you to create another group to discuss sub-themes of your interest with other community members.
	5) Be an active participant – Make sure to comment, share on social media resources and events, and actively participate on the groups by sharing useful links, best practices, success cases, stories of progress, and proposing discussions and suggestions.
	6) Pen a blog post or story of progress - to potentially published on the new website . Contact the Joint Support team at: info@effectivecooperation.org with your content to be considered for publishing.

FURTHER INFORMATION

Do you have any questions? Contact the Joint Support team at: info@effectivecooperation.org